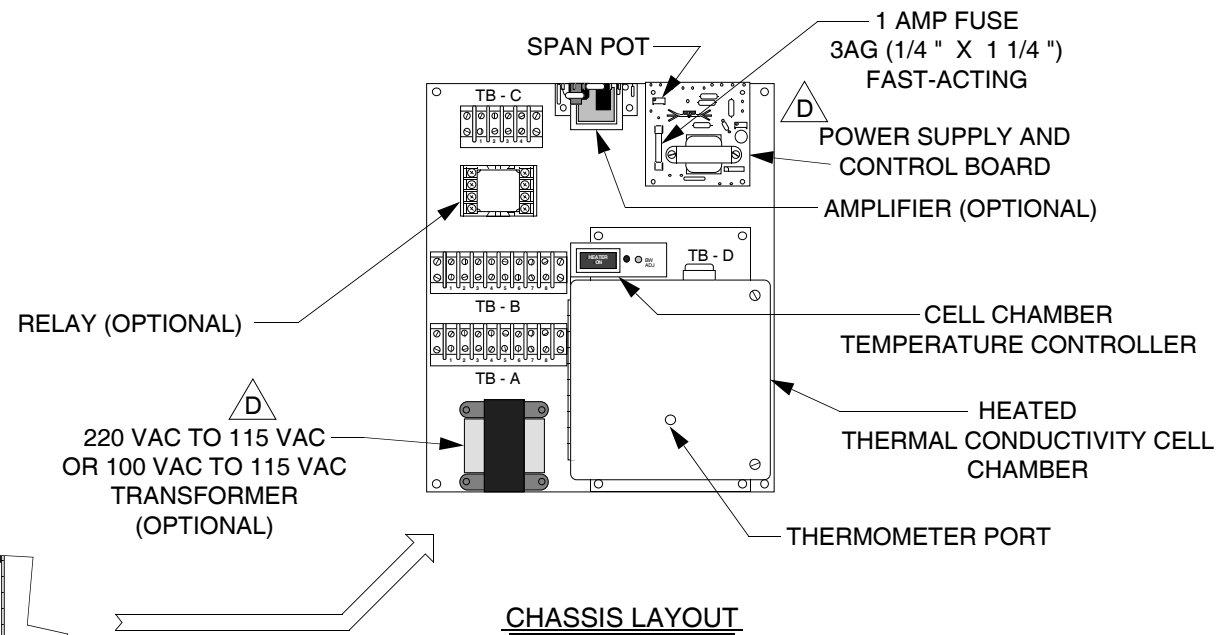
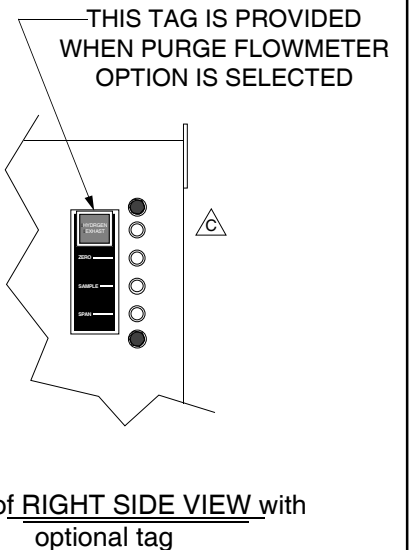


LEFT SIDE VIEW

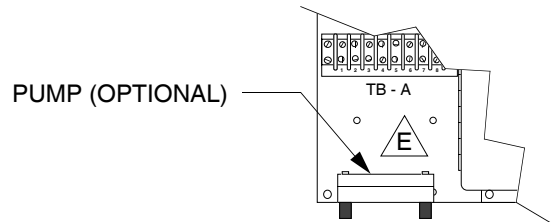
FRONT VIEW WITH DOOR CLOSED

FRONT VIEW WITH DOOR REMOVED

RIGHT SIDE VIEW



CHASSIS LAYOUT



OPTIONAL PUMP LOCATION

NOTE:
REFER TO DATA SHEET TO SEE WHICH OPTIONS ARE PRESENT.

REVISIONS	BY	DATE
F		
E	GAR	5-27-05
D	GAR	5-13-02
C	GAR	3-11-99
B	DMR	2-27-97
A	DMR	10-27-95

		INSTRUMENT CORPORATION	
		LA PORTE, INDIANA USA	
SCALE: N.T.S.	B. M. NO:	S. O. NO:	DRAWN BY: DB
DATE: 2-10-95	CUSTOMER:	APPROVED BY:	
TITLE: INSTRUCTION DRAWING FOR MODEL 7010 ANALYZER			SUPERSEDES:
			DRAWING NUMBER: 2-10941