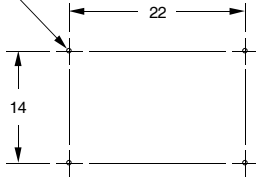
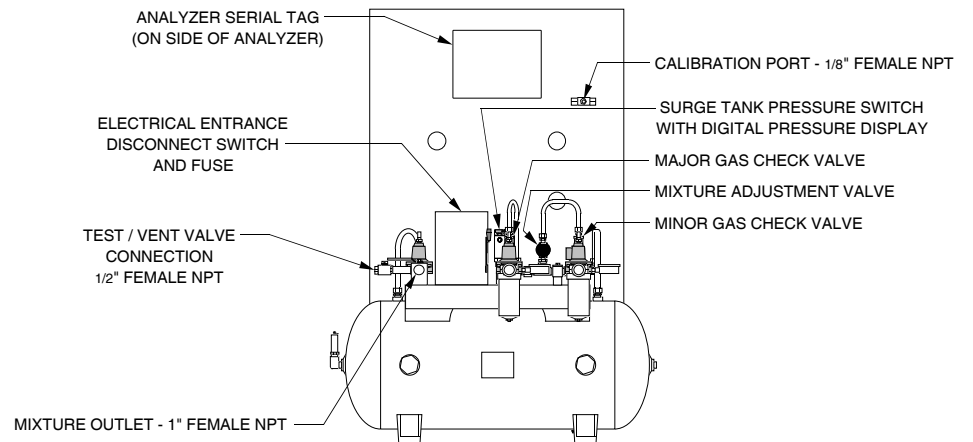
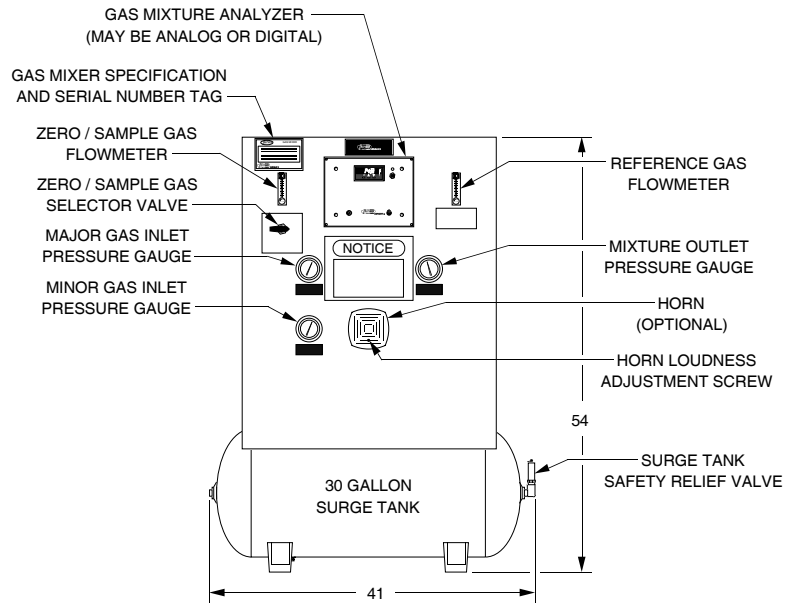
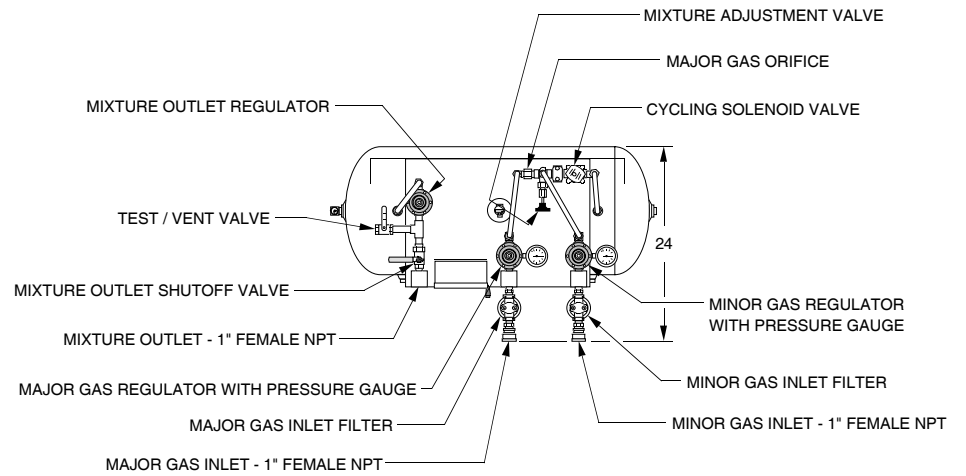


9/16" DIA. HOLE IN EACH OF SURGE TANK FEET



SURGE TANK FEET HOLE PATTERN



DIMENSIONS ARE IN INCHES AND ARE APPROXIMATE.

| | | | | |
|---|-----------|----|------|---|
| H | | | | THERMCO INSTRUMENT CORPORATION LA PORTE, INDIANA USA |
| G | | | | |
| F | | | | |
| E | | | | |
| D | | | | |
| C | | | | |
| B | | | | |
| A | | | | |
| | REVISIONS | BY | DATE | SCALE: N.T.S. B. M. NO: S. O. NO: DATE: 12-16-02 CUSTOMER: TITLE: INSTRUCTION DRAWING FOR MODEL 6105 GAS MIXER WITH 7130 OR 9235 GAS ANALYZER |
| | | | | DRAWN BY: DB APPROVED BY: SUPERSEDES: DRAWING NUMBER: 1-12163 |