

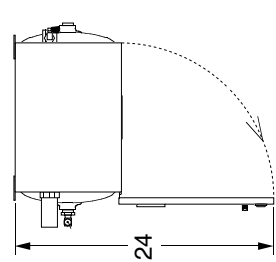
FRONT VIEW WITH DOOR OPEN

FRONT VIEW WITH DOOR CLOSED

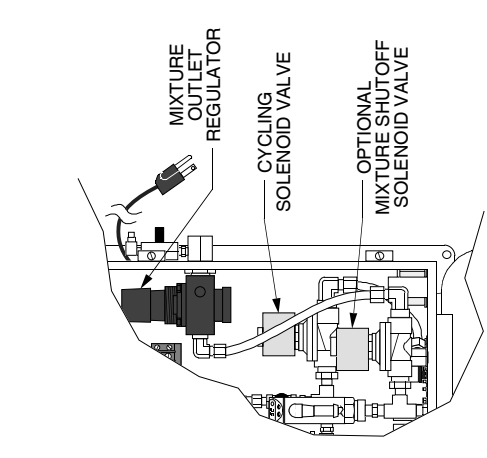
LEFT END VIEW

RIGHT END VIEW

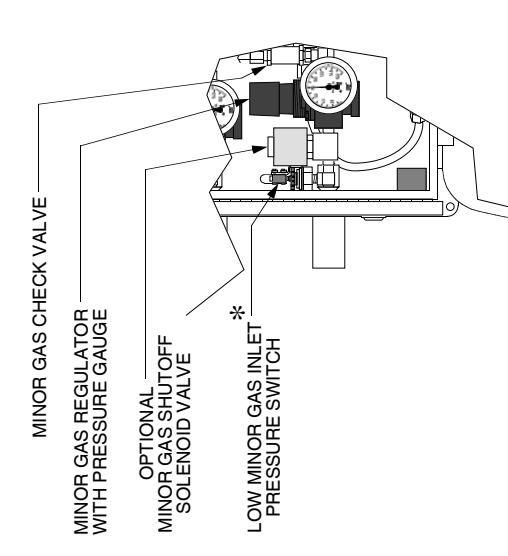
- NOTES:
1. DIMENSIONS ARE IN INCHES AND ARE APPROXIMATE.
 2. REFER TO THE DATA SHEET FOR THE MAJOR AND MINOR GASES.
 3. ELECTRICAL PLUG CONNECTION SHOWN IS FOR 115 VAC, WITH A CORD LENGTH OF 9 FEET.
 4. 100 VAC AND 220 VAC VERSIONS ARE SUPPLIED WITHOUT ANY ELECTRICAL CORD-AND-PLUG.
 5. FUSES ARE TYPE SAG 1/4" X 1 1/4" FAST-ACTING.
 6. THE PRESSURE ALARM SYSTEM, MIXTURE SHUTOFF SOLENOID VALVE AND MINOR GAS SHUTOFF VALVE ARE OPTIONAL. REFER TO THE DATA SHEET FOR ACTUAL OPTIONS.
 7. ITEMS MARKED WITH AN ASTERISK (*) ARE PARTS OF THE OPTIONAL PRESSURE ALARM SYSTEM.
 8. THE 220/115 VAC STEP-DOWN TRANSFORMER IS INSTALLED IN GAS MIXERS POWERED BY 220 VAC ONLY WHEN MANUFACTURED WITH THE OPTIONAL PRESSURE ALARM SYSTEM.
 9. POWER CONNECTION TERMINAL BLOCK IS 4-POSITION FOR 100 AND 115 VAC POWER AND 6-POSITION FOR 220 VAC POWER.



TOP VIEW
SHOWING REQUIRED SWING CLEARANCE FOR DOOR



PARTIAL FRONT VIEW WITH DOOR OPEN AND OPTIONAL MIXTURE SHUTOFF SOLENOID VALVE



PARTIAL FRONT VIEW WITH DOOR OPEN AND OPTIONAL MINOR GAS SHUTOFF SOLENOID VALVE

		INSTRUMENT CORPORATION LA PORTE, INDIANA USA	
DATE: 5-20-03		SCALE: N.T.S.	
DRAWN BY: DB		APPROVED BY:	
SUPERSEDES: 1-10971, 1-12113		DRAWING NUMBER:	
2-12256			
TITLE:		INSTRUCTION DRAWING FOR MODELS 8510 AND 8515 GAS MIXERS	
F			
E			
D			
C	DMR	12-22-05	
B	GAR	10-4-05	
A	GAR	7-16-03	
RELOCATED INSTRUCTION MANUAL FROM ENCLOSURE INTERIOR TOP TO ENCLOSURE INTERIOR SIDE		BY	DATE
RELOCATED INSTRUCTION MANUAL FROM ENCLOSURE EXTERIOR TO ENCLOSURE INTERIOR; CORRECTED TAG			
ADDED NOTE 9			
REVISIONS			