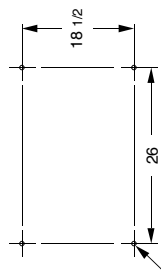
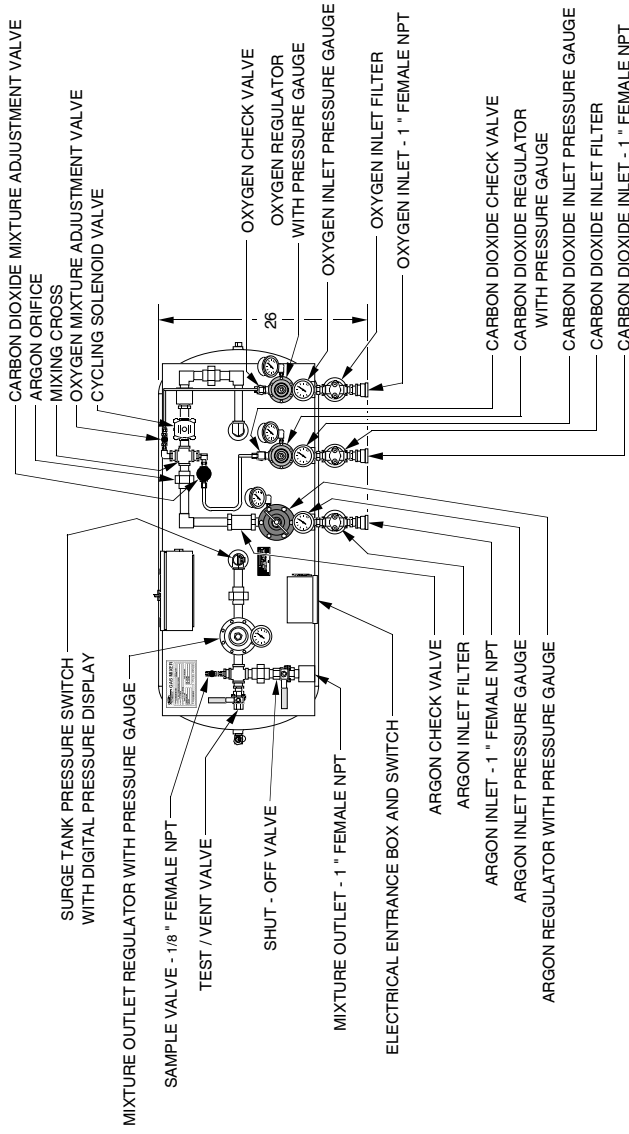


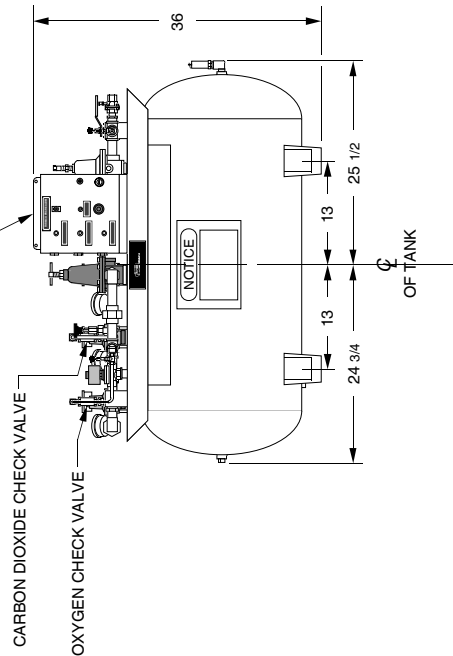
TANK FEET HOLE PATTERN



9/16" DIA. HOLE IN EACH OF TANK FEET



PRESSURE ALARM SYSTEM MODEL 9503 (OPTIONAL)



DIMENSIONS ARE IN INCHES AND ARE APPROXIMATE

G				
F				
E				
D				
C				
B				
A	ADDED PRESSURE ALARM SYSTEM; DWG TITLE WAS "...FOR MODEL 8215COA GAS..."	DMR	1-10-05	
		REVISIONS	BY	DATE

thermco
INSTRUMENT CORPORATION
LA PORTE, INDIANA USA

TITLE:
**INSTRUCTION DRAWING
FOR MODELS 8210 & 8215
GAS MIXERS**

DATE:	9-16-03
SCALE:	N.T.S.
DRAWN BY:	DB
APPROVED BY:	
SUPERSEDES:	
DRAWING NUMBER:	1-12298